

Sign up for the library as an ITU user

1. Go to <https://www.kb.dk/en/become-library-user>


2. Choose “University employee or student”
New user


To use our services, you must be registered as a user at Det Kgl. Bibliotek. Select which type of user you are.

University employee or student ∞ If you are an employee or student at <ul style="list-style-type: none">University of CopenhagenAarhus UniversityRoskilde UniversityIT University of Copenhagen you must register as a user with your WAYF login.	Hospital employees ∞ If you are employed by <ul style="list-style-type: none">Copenhagen University Hospital you must register as a user with your WAYF loginAarhus University Hospital you must register as a user with your WAYF login (remember to access via Citrix).	Private users ∞ If you are not affiliated with any of the listed universities or hospitals, you must register with your NemID .
--	---	--

3. Choose “WAYF login IT University”

Log in





Where are you from

Students or employees at:

- Aarhus University
- University of Copenhagen
- Roskilde University
- Aarhus University Hospital
- Copenhagen University Hospital
- IT University**



NEM ID

- Private users


Libraries, companies and institutions

In the future you must log in with e-mail and password below.
If this is the first time you log in to the new library system, you need to reset

4. Choose IT University again

Dansk 

To access *The Royal Danish Library* please choose your login provider



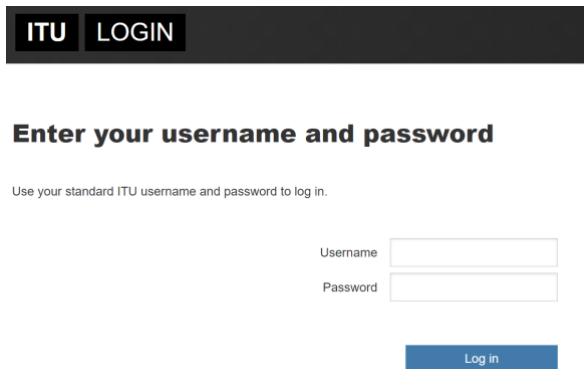
IT University of Copenhagen

Always use the login provider that I choose now. At my.wayf.dk I can reset this preselection anytime if at a later time I need to use a different login provider.

Showing 6 of 6:

- [Central Denmark Region](#)
- [IT University of Copenhagen](#)
- [Roskilde University \(RUC\)](#)
- [The Capital Region of Denmark](#)
- [University of Copenhagen](#)
- [Aarhus University](#)

5. Use your ITU login



ITU LOGIN

Enter your username and password

Use your standard ITU username and password to log in.

Username

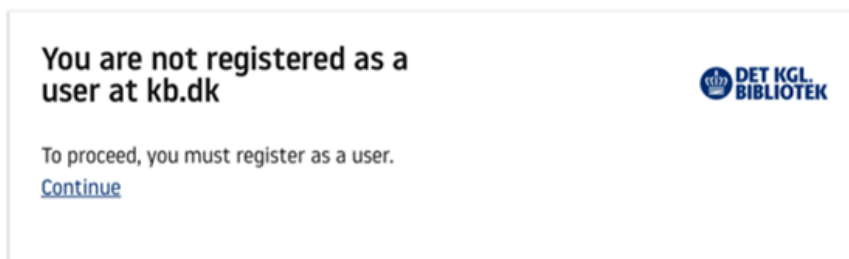
Password

[Log in](#)

6.

6.a

If you do not have an account at the Royal Danish Library, you will get this message “You are not registered as a user at kb.dk”, select “Continue”, and sign up for the library with name, address, e-mail etc.



6.b

If you have an account already, you are now logged into to Library system as an ITU user, and you have access to ITU e-resources. Under ‘My Account’ -> ‘Personal details’, it shows that you are an ITU student or employee.

